








Instruction for MOOC Education


1) Go to <https://swayam.gov.in/>

** SWAYAM Examination May 2019 ** New






REGISTER  LOGIN:  ENGLISH 

HOME ABOUT SWAYAM ALL COURSES FACULTY UNIVERSITIES INSTITUTIONS 


NO AGE. NO BOUNDARIES. NOW NO MORE LIMITATIONS.
Learning made easy with SWAYAM,
An MHRD initiative



DISCOVER YOUR LEARNING PATH

- SCHOOL 
- Not finished school yet? [Do it here](#)
- CERTIFICATE 
- DIPLOMA 
- UNDERGRADUATE 
- POST GRADUATE 






India's best online courses





PROGRAMME CATEGORIES

- > SCHOOL (181)
- > CERTIFICATE (137)
- > DIPLOMA (41)
- > UNDERGRADUATE (1075)
- > POST GRADUATE (703)
- > D.EL.ED COURSE
- > ANNUAL REFRESHER PROGRAMME IN TEACHING (ARPIT)

2) Click <https://swayam.gov.in/courses/5658-innovation-by-design>

REGISTER  LOGIN:  ENGLISH 






HOME ABOUT SWAYAM ALL COURSES FACULTY UNIVERSITIES INSTITUTIONS 


INNOVATION BY DESIGN

INNOVATION by DESIGN

- OVERVIEW
- SYLLABUS
- FACULTY
- FAQS
- INNOVATION BY DESIGN

ENROLL NOW

 Start Date Not Applicable	 End Date Not Applicable	 Enrollment End Date Not Applicable	 No. of Enrollments 728 students	 No course syllabus uploaded
--	--	---	--	---

Created by
 Chakravarthy Battula
IIT Bombay


4.4 out of 5
Based on 24 ratings


5 star	14
4 star	7
3 star	2
2 star	1
1 star	0


61 Tutorials	8 Tests	N/A Assignment	15 Articles	0 Weekly Reading list
------------------------	-------------------	--------------------------	-----------------------	---------------------------------

Course Language	English
Course Type	Self-Paced
Video transcripts	English
Course Category	Open Design School
Learning Path	Post graduate
Course Length	8 Hours
Weekly time commitments	1 Hour
Course Completion	Yes, after passing a.... View Certificate
Exam Date	To be announced
Credits	N/A

3) Click “Enroll Now” that shown in yellow and then Sign up now

 MHRD | Government of India
Ministry of Human Resource Development

 All India Council for Technical Education

 FREE ONLINE EDUCATION
swayam
Infra ke saath, samita saath

HOME ABOUT SWAYAM ALL COURSES FACULTY UNIVERSITIES INSTITUTIONS

Register as a student:
To register as a student you can choose either social login (Facebook, Google, Microsoft) options or SWAYAM account. To choose social account click on respective logo or for SWAYAM account click on “sign up now” link.

Username

Password

[Forgot your password?](#)

OR

Facebook

Google

Microsoft

[Forgot login name?](#)

OR

Don't have an account? [Sign up now](#)

Note: If you are using a public computer or a shared computer to access SWAYAM, we **strongly recommend** you use the **private / incognito mode of the browser**. Post accessing SWAYAM, make sure you close the browser session to protect your login information.



4) Verify email by checking and inserting 6 digit numbers

Verify your email address

Thanks for verifying your staff@advan-kt.com account!

Your code is: 579665

Sincerely,
SwayamOpenID

5) Then register particulars

The screenshot shows the 'Update your profile' form on the Swayam website. The form is titled 'Update your profile' and includes a note: '(*)Denotes mandatory fields'. The form contains several sections with mandatory fields marked with an asterisk:

- Gender ***: Radio buttons for Male, Female, and Third Gender.
- Learning Objective ***: Radio buttons for For Learning and For Certification.
- What would you like to learn? ***: A dropdown menu with the option '--Select Learning Path--'.
- Phone number (Home or mobile or office) ***: A dropdown for country code (+91 (India)) and a text input for the phone number.
- Age Group ***: A dropdown menu with the option '-- Select Age Group --'.
- Highest level of education completed ***: A dropdown menu with the option '-- Select Qualification --'.
- Occupation ***: A dropdown menu with the option '--Select occupation--'.
- Country ***: A dropdown menu with the option 'India'.
- State ***: A dropdown menu with the option '--Select state--'.
- Security Question ***: A field for entering a security question.

The top right of the page shows the user is logged in as 'Mani' (Student) with a last login time of 28/04/2019 13:47 (IST). Navigation links for Universities, Institutions, and Learning path are visible at the top.

6) You will enter dashboard where you will see all the progress

The screenshot shows the Swayam dashboard for a user named 'Mani'. The dashboard is titled 'DASHBOARD' and includes the following sections:

- Tests and Assignments**: A section showing the number of tests and assignments due. It displays '0 This week' and '0 This month', with a 'VIEW ALL' button.
- April 2019**: A calendar view for the month of April 2019, showing days from 01 to 31.
- MY COURSES**: A section showing the number of courses in different stages: 'Current courses: 0', 'Upcoming courses: 0', and 'Past courses: 0'. A 'MORE' button is present.
- DUE SOON**: A section with a message: 'You have nothing due for submission in the next 7 days. Enjoy your day!'. A 'MORE' button is present.

The top navigation bar includes links for HOME, ALL COURSES, DASHBOARD, MY COURSES, MY CALENDAR, and MY PROGRESS. The user is logged in as 'Mani' (Student) with a last login time of 28/04/2019 13:47 (IST). Navigation links for About SWAYAM, Faculty, Universities, Institutions, and Learning Path are also visible.

7) Click all courses

SWAYAM COURSES

Course Filter: Upcoming Courses | Sort By: Start date

Course Title	Instructor	Start Date	End Date	Enrollment End Date	Tutorials	Tests	Assignments	Hours	Type	Language	Credits	Price
NCERT Business Studies XII April, 2019	Dr. Punnam Veeralah	29/04/2019	15/09/2019	29/05/2019	3	1	0	40	Investment / Scheduled	English	0	Free
Online course for Urdu Teaching at Secondary Stage	Mohd. Faruq Ansari									English	0	Free

8) Select your favourite courses (in this case I select capstone project)

CAPSTONE PROJECT

Start Date: 01/07/2019 | End Date: 23/08/2019 | Enrollment End Date: 30/06/2019

No. of Enrollments: 684 students

Download Course Syllabus (PDF Format)

Created by
Prasanta Sarkar
National Institute of Technical Teachers Training and Research - Kolkata

0 out of 5 stars (Based on 0 rating)

Course Language	English
Course Type	Scheduled
Video transcripts	English
Course Category	Engineering, Mathematics, Science
Learning Path	Certificate
Course Length	20 Hours
Weekly time commitments	3 Hours
Course Completion	Yes, after accessing.... View Certificate
Exam Date	To be announced
Credits	2

30	0	0	0	0
Tutorials	Test	Assignment	Article	Weekly Reading list

9) Learn everything and follow lectures one by one

Overview

The dictionary meaning of 'Capstone' is the greatest achievement. Therefore a capstone project is considered to be an important milestone in any professional programme. Final year students' project in conventional technical curriculum is generally constrained to cognitive domain of knowledge only, whereas a capstone project takes care of cognitive, psychomotor and affective domain of knowledge leading to a tangible product or process. A capstone project enables the learner to design, develop and troubleshoot a problem. The primary goal of capstone project course is to provide an opportunity to the learner to integrate principles, theories, skills already acquired during their studies in previous courses included in the programme and encourage them to conduct complex, open-ended project for solving real-world problems. Capstone project may be of various types like i) Social, ii) Entrepreneurial or iii) Technology - focused. This online course will focus on various aspects of technology-based capstone projects and will help the professionals, particularly the serving and would be technical teachers to provide guidance to learner's capstone projects.



i To access the content, please enroll in the course.

Course Syllabus & Schedule

WEEK 1	⌵
WEEK 2	⌵
WEEK 3	⌵